

**FINANCE AND ADMINISTRATION
DEPARTMENT FOR FACILITIES AND SUPPORT SERVICES
DIVISION OF ENGINEERING AND CONTRACT ADMINISTRATION**



**REQUEST FOR BID NO. RFB-31-23
MAINTENANCE GARAGE
KENTUCKY TRANSPORTATION CABINET
HOPKINS COUNTY, KENTUCKY**

**Agency: 609
Fund: C940**

**TEAM
KENTUCKY™**

INDEX
RFB-31-23
MAINTENANCE GARAGE
KENTUCKY TRANSPORTATION CABINET
HOPKINS COUNTY, KENTUCKY

MOVEIT INSTRUCTIONS
OFFICIAL BID DOCUMENT
NOTICE TO CONTRACTORS
PART I ADVERTISEMENT FOR BIDS
PART II INSTRUCTIONS TO BIDDERS
PART III GENERAL CONDITIONS
PART IV PAYMENT BOND
PART V PERFORMANCE BOND
PART VI AGREEMENT BETWEEN OWNER AND CONTRACTOR
SPECIFICATIONS

PLEASE NOTE THE FOLLOWING:

THE VENDOR VIOLATION FORM IN THE BID DOCUMENTS IS BEING SENT TO THE LABOR CABINET FOR VERIFICATION. PLEASE MAKE SURE ALL YOUR VIOLATIONS ARE LISTED WITHIN THE LAST FIVE (5) YEARS. IF A BIDDER LISTS "NONE" AND HAS SOME, THEIR BID MAY BE REJECTED. FOR A LIST OF YOUR VENDOR VIOLATIONS, YOU CAN FAX OR EMAIL THE LABOR CABINET WITH YOUR REQUEST. FAX NUMBER IS (502) 696-1984 OR EMAIL: wages@ky.gov. CONTRACTORS MUST ALLOW THREE (3) DAYS IN ORDER TO GET INFORMATION FROM THE LABOR CABINET.

THERE IS A CHECKLIST ON PAGE 4 OF THE OFFICIAL BID DOCUMENT FOR CONTRACTORS TO MAKE SURE ALL OF BID DOCUMENT IS ENCLOSED WHEN SUBMITTING THEIR BID.

IMPORTANT: Please follow current state COVID guidelines for all Commonwealth of Kentucky construction projects. All information and/or instructions will be in the Notice to Contractors and Advertisement for Bids.

Contractors must load their Bid Documents under the corresponding RFB in MOVEit in order for it to be received. IF BID IS NOT UPLOADED IN THE CORRECT FOLDER IN MOVEit, THE BID WILL BE DEEMED NON-RESPONSIVE. BID MUST BE LOADED IN ONE COMBINED PDF FILE WHICH SHALL INCLUDE YOUR BID BOND.



MOVEit TRANSFER

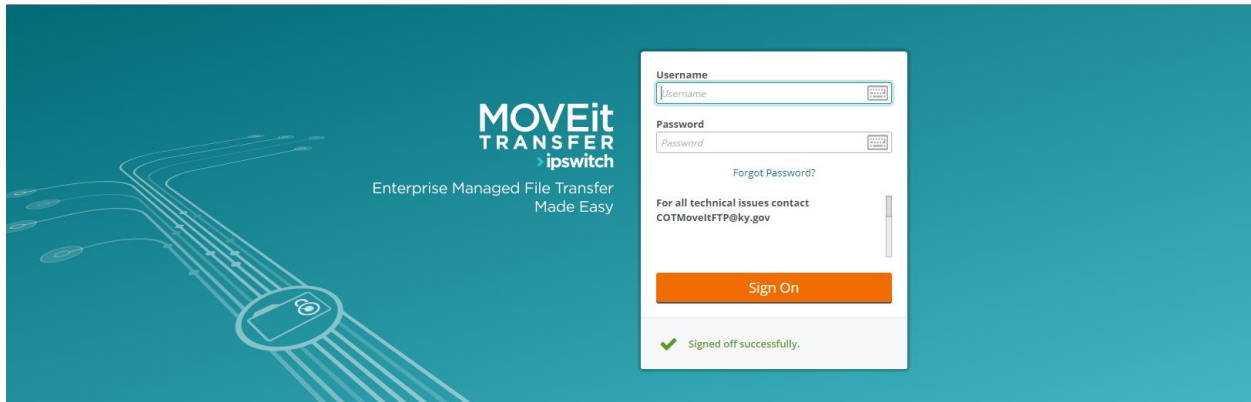
<https://ftp.ky.gov>

This application is used for

Secure File Transfer: upload/download files with the FTP application and share the secure location with other registered MOVEit users with no size limit. NOTE: the retention of files on all MOVEit applications is 90 days unless otherwise requested.



- Encrypted File Transfer and Messaging
- HTTPS, FTPS and SFTP (SSH), Optional Client Certs/Keys
- ISO 27001, HIPAA, PCI, ~~GDPR~~, SOX, BASEL (III/IV), FIS, FISMA, GLBA, FFIEC, ITAR Compliant
Ky.gov An Official Website of the Commonwealth of Kentucky



Login. The log in is case sensitive.

Username: kyrfb
Password: Submitter2020

Unable to login –

Contact the CommonwealthServiceDesk@ky.gov and they will notify the MOVEit team to assist you. You can also call 502-564-7576.

Forgot Password - YOU CANNOT CHANGE THE PASSWORD ON THIS ACCOUNT. DO NOT ATTEMPT TO CHANGE IT.

NOTE: You should not be prompted to change the password, if this occurs contact the Commonwealth buyer on the project.

IMPORTANT: Please include company name and RFB# in the file name. Contractors must load their Bid Documents COMBINED into one PDF document under the corresponding RFB in MOVEit in order for it to be received. IF BID IS NOT UPLOADED IN THE CORRECT FOLDER IN MOVEit, THE BID WILL BE DEEMED NON-RESPONSIVE.

After you login to the system, you will see this screen.

COMMONWEALTH OFFICE OF TECHNOLOGY

MOVEit Progress

Signed onto Commonwealth of Kentucky as Kentucky RFB Submitter engineering (kyrfb). MY ACCO

HOME

All time and date stamps displayed on this site are GMT -4, except time and date stamps recorded during standard time (GMT -5).

Powered by MOVEit > ipswitch

Files are retained for 90 days.
No size restrictions are placed on attachments.

For service and support click the TECH SUPPORT link in the upper right hand corner.

This site is for submitting RFB/RFPs.

INSTRUCTIONS:
To submit your proposal, locate the folder below that corresponds to the Proposal identification number listed in the vendor self-service portal.

- Open the folder, browse to your files and select the files to upload, make sure to click Upload.
- When the upload is complete a green check mark will appear to the left of your files and the bottom of the window will have the close button.
- Click Close and
- Sign out of the application.

Your files will automatically be transferred to our procurement staff and verification of receipts will be sent to you via email.

Thank you for your submission. - FINRFPSubmitter

Upload

Home Folder

Notice the instructions on the screen for submission.

Scroll down to find the RFB/RFP you are submitting on. Open the folder by clicking on the folder with the correct RFB/RFP. Do **NOT** check the box. **Click upload on the right side of the screen.** Upload your proposal to the correct RFB/RFP.

/Distribution/KyAgencies/KYFinance/Procurement/ENG-RFP

<input type="checkbox"/>	Name	<input checked="" type="checkbox"/>	Size/Contents	Creator	Created
<input type="checkbox"/>	RFB-168-20				3/18/2020 3:39:56 PM
<input type="checkbox"/>	RFB-174-20				3/18/2020 3:40:49 PM
<input type="checkbox"/>	RFB-176-20				3/18/2020 3:40:43 PM
<input type="checkbox"/>	RFB-177-20				3/18/2020 3:40:37 PM
<input type="checkbox"/>	RFB-178-20				3/18/2020 3:40:33 PM
<input type="checkbox"/>	RFB-181-20				3/18/2020 3:40:24 PM
<input type="checkbox"/>	RFB-183-20				3/18/2020 3:40:17 PM
<input type="checkbox"/>	RFB-189-20				3/18/2020 3:40:04 PM
<input type="checkbox"/>	RFB-191-20				3/18/2020 3:40:12 PM

**** Highly Recommended ****

Before uploading your files, add your Company name to the front of all file names.

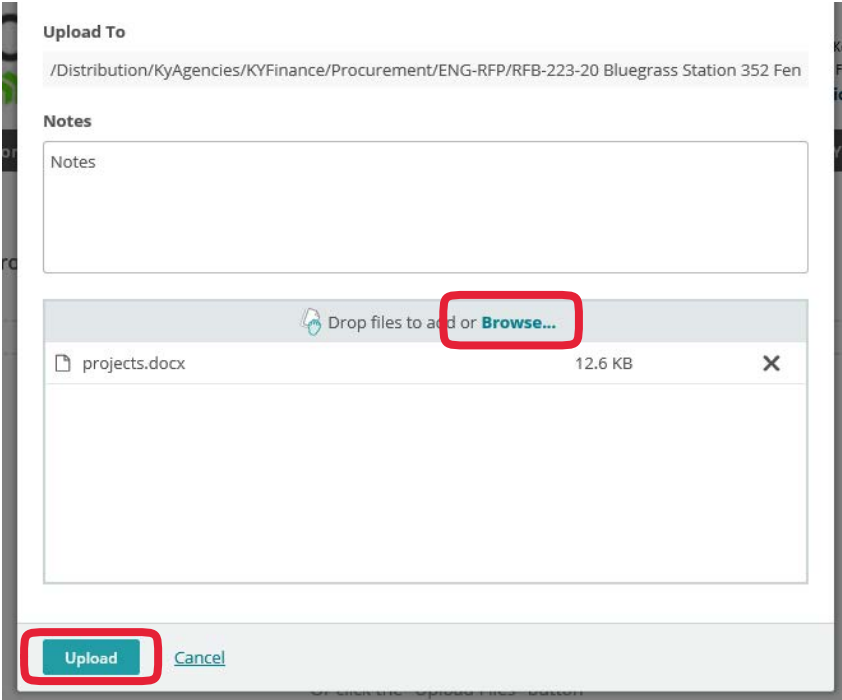
Example: AcmeCoyote_Filename.pdf

NOTES Section – Use this section to input your contact information or make comments about the files being uploaded.

Browse to your files and select the files to upload - Do **NOT** use drag and drop.

Make sure to click Upload.

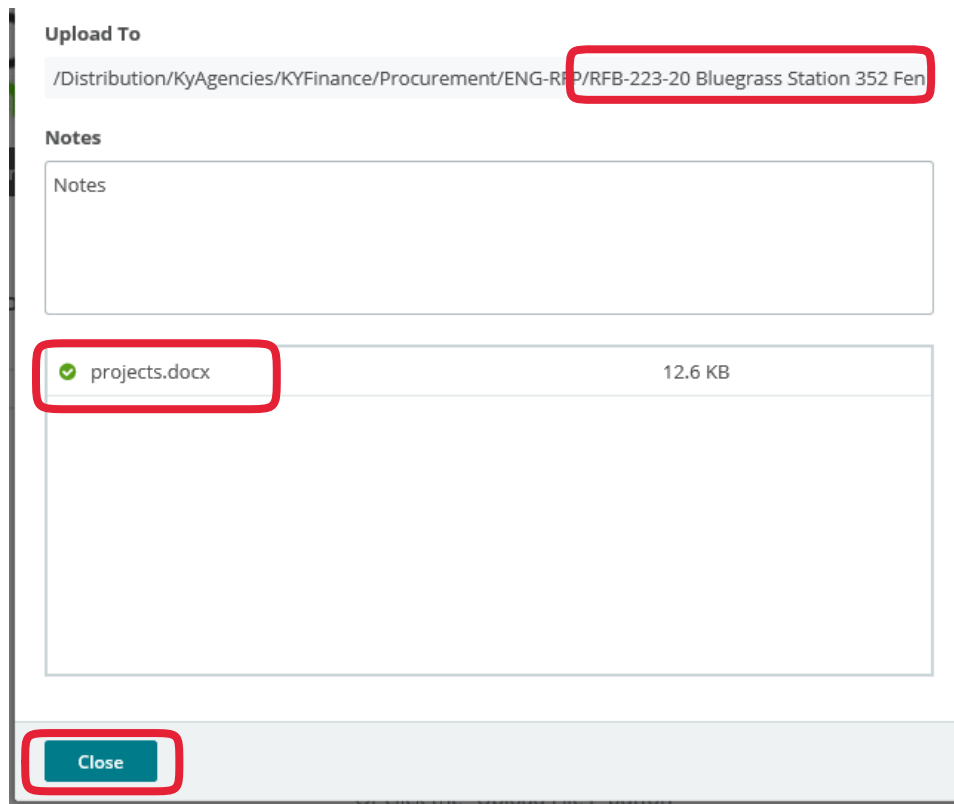
There is not a size limit for file uploads.



When the upload is complete a check mark will appear to the left of your files and the bottom of the window will show the close button.

**** We highly recommend** that you print the screen as verification for your records that the file(s) were submitted. There is no other verification of receipt of files.

Verify that the file was uploaded to the correct folder by reviewing the file path (see below). The last part of the path will show the folder it was uploaded to.



Click Close at the bottom of the window.
Sign out.



The **Sign Out** Link will exit you from the application.

Your files will automatically be transferred to our procurement staff

The **Tech Support Link** will provide links to the User Guide under MOVEit Transfer Help, and Information on how to Contact the COT MOVEit Team.

FOR TECHNICAL ASSISTANCE WITH MOVEit/FTP

- Non-Commonwealth third parties should contact the Commonwealth Service Desk. Commonwealthservicedesk@ky.gov and cc: COTMOVEITFTP@ky.gov. Or call 502-564-7576.
 - In the request for assistance please include the following -- username, telephone number, RFP number, list of any files you are uploading, and a detailed description of any errors or messages received.